

35kg
PER DOOR

ARROW

SLIDING DOOR TRACK SYSTEM
FOR SINGLE INTERNAL DOORS

ARROW

cowdroy

An entry level top-hung track system designed for single internal doors. The open "J" track design allows for quick and easy installation in a wall mount application.

FEATURES


- Track:** Rust resistant galvanised steel "J" track
- Wheel assembly:** Nylon tyred wheel assembly with sealed ZZ ball bearings
- Key features:** Anti-lift bracket and height adjustment slot
- Door Guide:** Nylon door guide - slimline & unobtrusive
- Door Stop:** Anti-bounce door stop
- Optional:** Optional aluminium pelmet with ribbed face (1830mm & 3660mm white)



TRACK VIEW



GUIDE VIEW



TECH SPECS

- Included Feature
- Optional Extra

System Type	Sliding
Max. Weight Door/Panel	35kg
Door/Panel width (mm)	Up to 915
Door Thickness (mm) min.	25
Track Length (mm)	1700
Suits No. of doors	1
Track Type	Galvanised steel open "J"

External door	●
Internal door	○
Wardrobe doors	○
Cupboard doors	○
Glass Cabinet doors	○
Wall mounted track	○
Top mounted track	○
Floor fixed track	○
Top hung wheel	○
Bottom rolling wheel	○
Door side fix	○
End pivoting	○
Centre pivoting	○
Bottom guide	○
Top guide	○
End stop	○
Soft-close	○
Pelmet	○

ARROW
PACK / SET

UP TO
915MM
WIDE

P68000:
Packaged Set for Single Door up to 915mm wide

TRADE
BOX

TR68010:
Trade box of 15 Sets for Single Door Trade up to 915mm wide

COMPONENTS & REPLACEMENT PARTS



S68100:
Wheel with Axle & Nut Pk 2



TT68200:
Wheel Assembly



S20800:
Door Guide




S64900:
Door Stop

OPTIONAL EXTRAS



P67710:
Aluminium Pelmet Set
1830mm

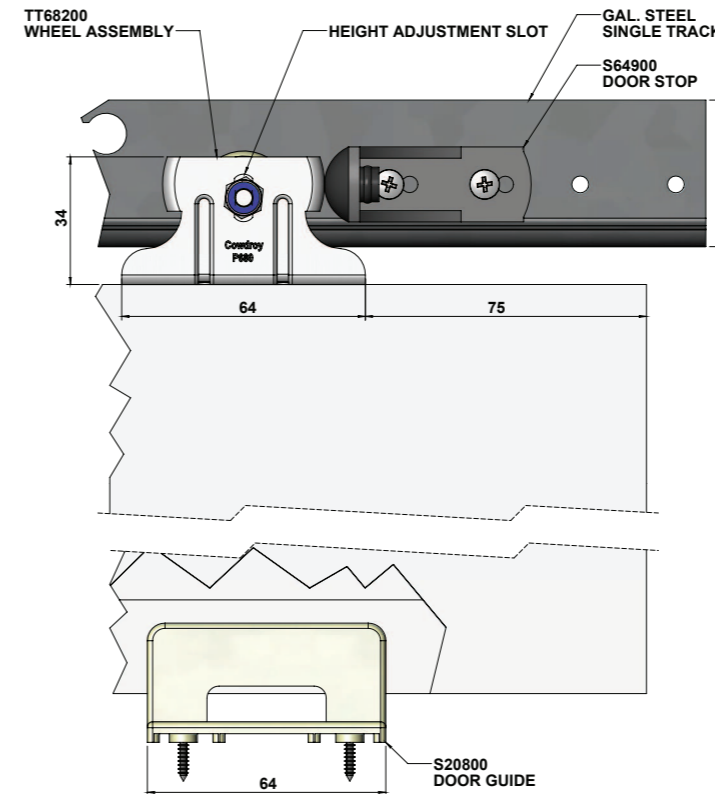


P67720:
Aluminium Pelmet Set
3660mm

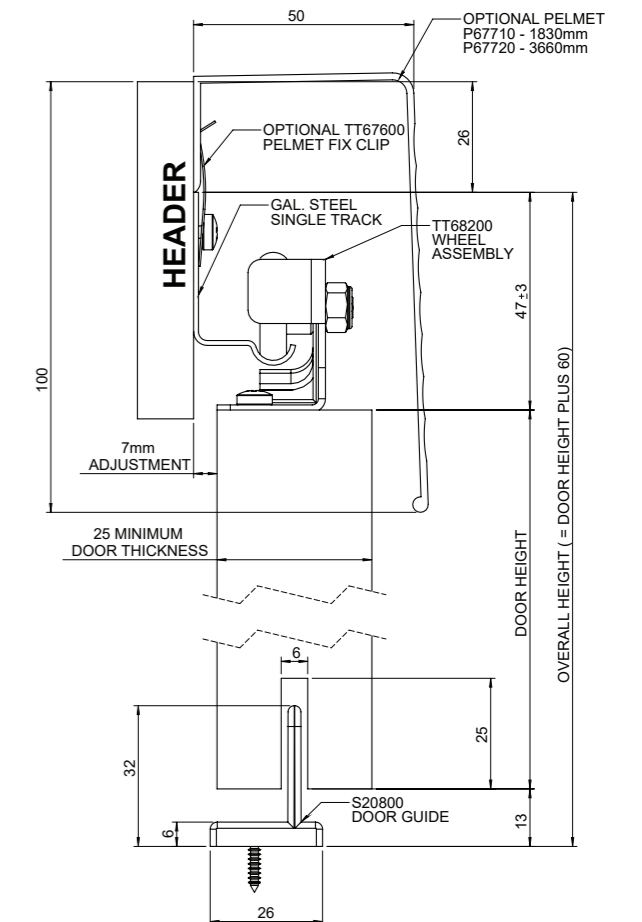


TT34600:
Adjustment Spanner
8 & 10mm

ARCHITECTURAL DRAWINGS



FRONT VIEW



END VIEW